



Drupal nice

N módulos imprescindibles que desconoces
28/Febrero/2010

drupalcamp
spain 2010

Jorge López-Lago

Aka kurkuma (DO/user/18042).

Administrador de GDO/madrid, GDO/spanish y GDO/spanish-association.

Creador y organizador de las reuniones mensuales DrupalMAD en Madrid.

Desarrollando intranets en entornos ECM desde 2001. Drupal desde 4.7.

Socio fundador de Metadrop.





Metadrop

metadrop
be water

Expertos en Drupal.

- Desarrollo de aplicaciones web.
- Comercio electrónico.
- Consultoría.

Dedicados 110% a Drupal.

drupalcamp
spain 2010



Drupal madness

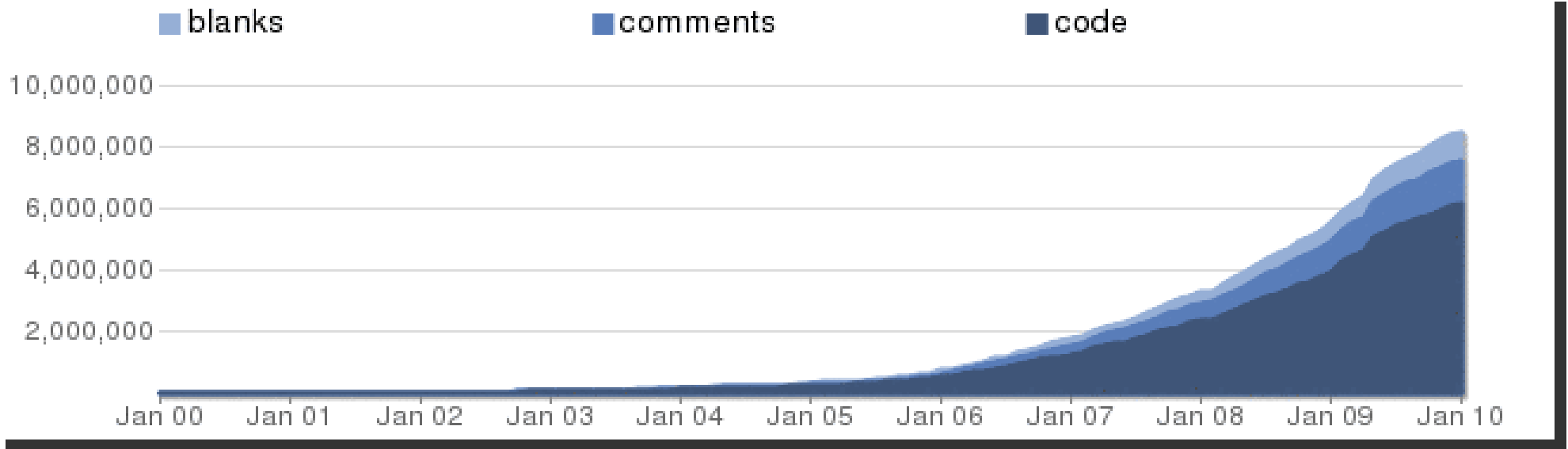
drupalcamp
spain 2010

Contribuciones a Drupal

Módulos, temas, traducciones y perfiles.
4970 contribuciones a 18/Enero/2010.

drupalcamp
spain 2010

Contribuciones a Drupal



Contributions code rate
(<http://www.ohloh.net/p/drupal-contributions/analyses/latest>).

drupalcamp
spain 2010

CVS commits

2003 a 2006: 11 commits/day

2006: 70 c/d

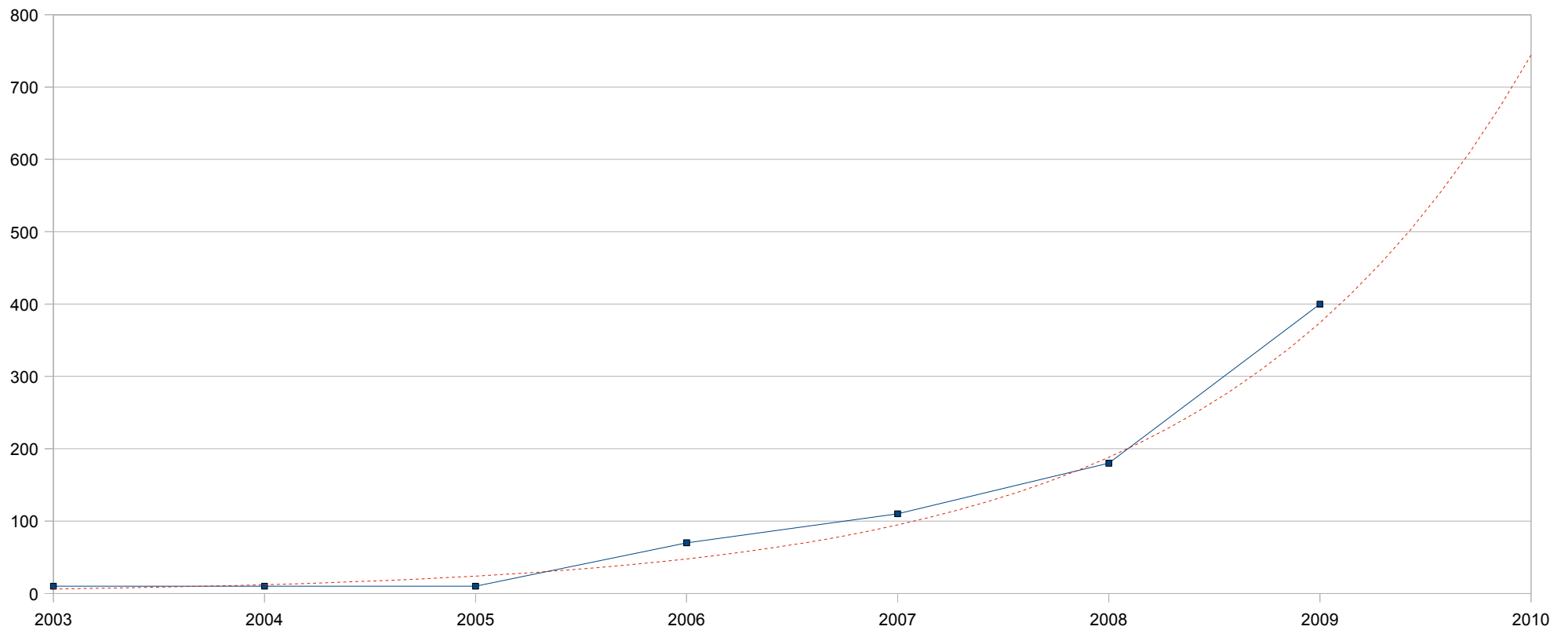
2007: 111 c/d

2008: 182 c/d

2009: 400 c/d

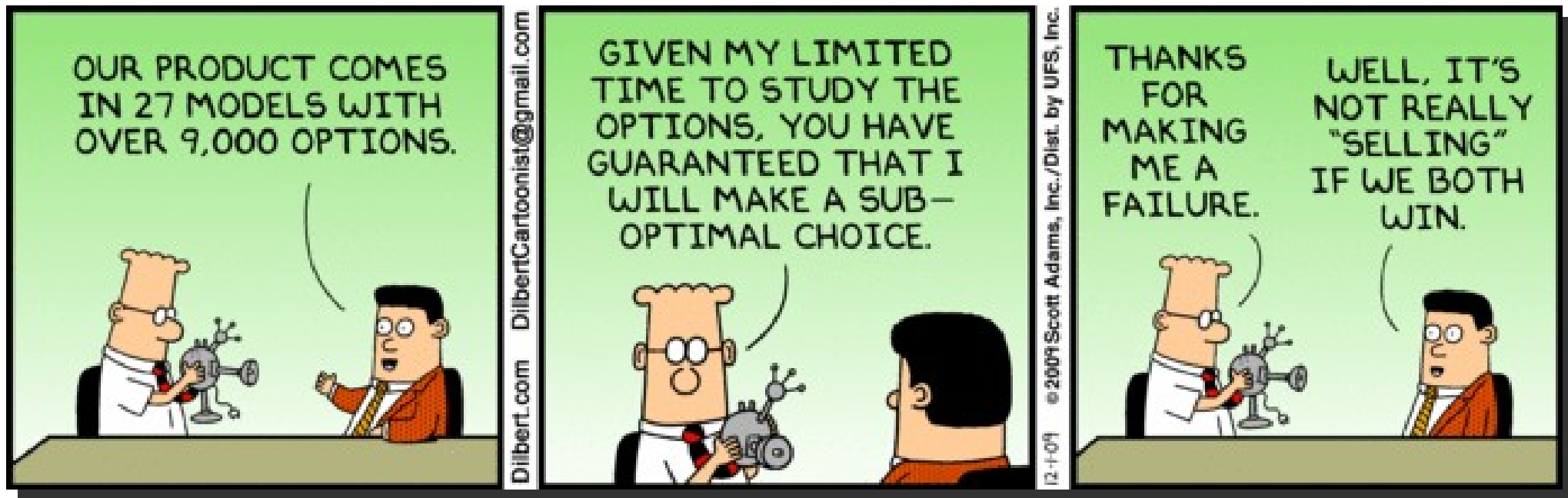
drupalcamp
spain 2010

CVS commits



drupalcamp
spain 2010

¿Drupal + 5129* opciones?



www.dilbert.com

(*) 14/Febrero/2010

28/Febrero/2010

drupalcamp
spain 2010

www.metadrop.net

¿Qué hacer? Pregunta a los veteranos

Canal IRC: freenode #drupal-es.

Grupos locales:

- GDO/spain
- GDO/catalan
- Gdo/galiza
- GDO/madrid
- GDO/sevilla

drupalcamp
spain 2010



Criterio de selección

drupalcamp
spain 2010

Módulos

Módulos que sean

- Drupal 6,
- Útiles,
- Sencillos (plug & play),
- Con mínimas dependencias con otros módulos,
- Estables (alguno en beta) y
- Desconocidos.

drupalcamp
spain 2010

Aviso

Los módulos relacionados con traducciones han sido deliberadamente excluidos por pertenecer a otra presentación dedicada (DrupalMAD Marzo 2010, <http://groups.drupal.org/node/49208>).

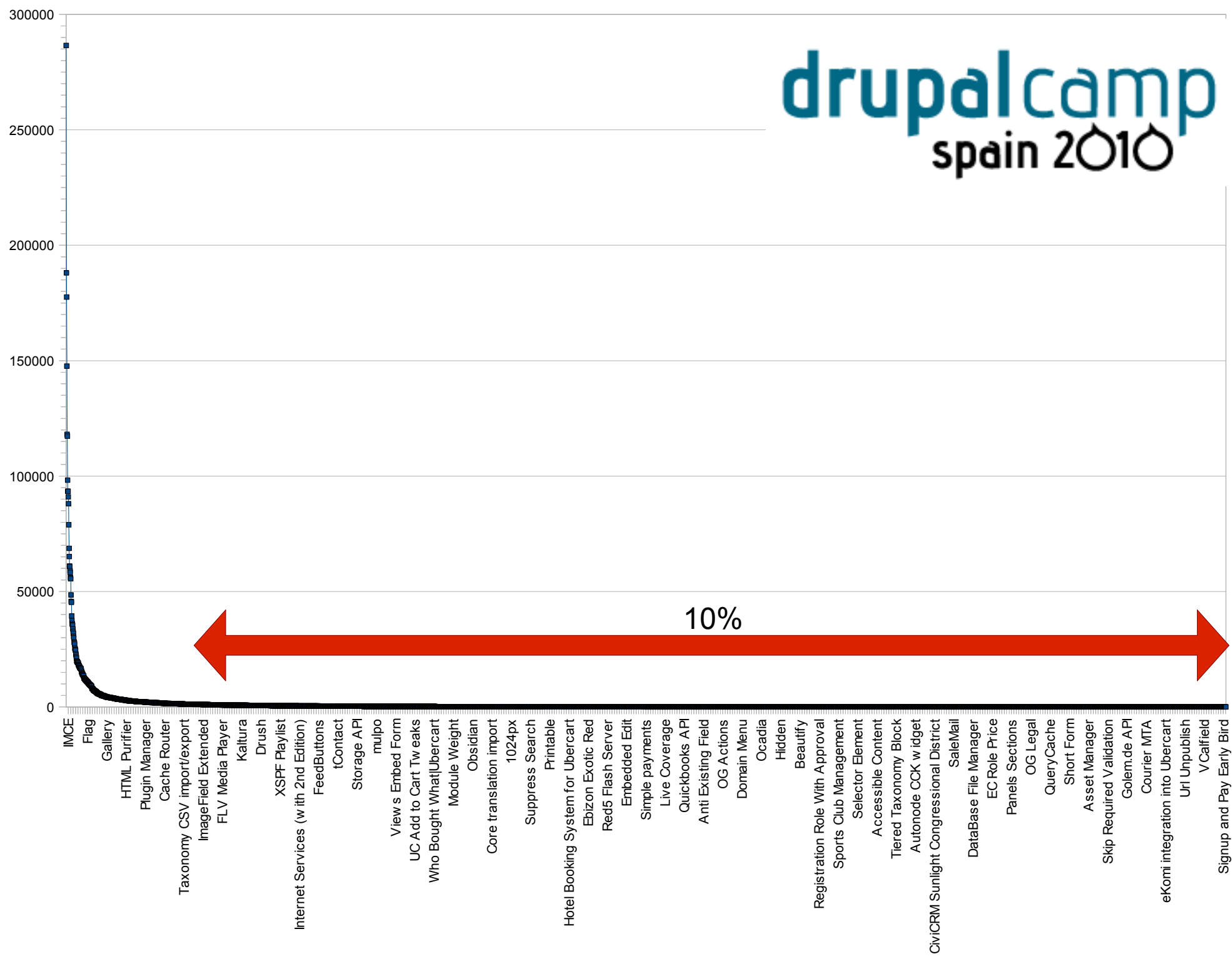
drupalcamp
spain 2010

¿Qué es un módulo desconocido?

La distribución de uso de módulos en DO/project/usage sigue una curva “long tail”.

Un módulo es desconocido si está en la zona de la cola que representa el 10% de uso.

drupalcamp
spain 2010



Módulos

Live test (drush!)

```
C:\Windows\system32\cmd.exe
C:\wamp\www\drupalcamp>drush
Execute a drush command. Run 'drush help [command]' to view command-specific
help.

Examples:
drush dl cck zen                Download CCK module and Zen theme.
drush --uri=http://example.com status  Show status command for the
                                       example.com multi-site.
drush help --pipe              A space delimited list of commands

Options:
-r <path>, --root=<path>        Drupal root directory to use
                                <default: current directory>
-l <uri>, --uri=http://example.com  URI of the drupal site to use <only
                                       needed in multisite environments>
-v, --verbose                  Display extra information about the
                                command.
-d, --debug                    Display even more information,
                                including internal messages.
-q, --quiet                    Hide all output
-y, --yes                      Assume 'yes' as answer to all
                                prompts
-s, --simulate                 Simulate all relevant actions <don't
                                actually change the system>
-i, --include                  A list of paths to search for drush
                                commands
-c, --config                   Specify a config file to use. See
                                example.drushrc.php
-u, --user                     Specify a user to login with. May be
                                a name or a number.
-b, --backend                  Hide all output and return
                                structured data <internal use only>.
-p, --pipe                     Emit a compact representation of the
                                command for scripting.
-n, --nocolor                  Suppress color highlighting on log
                                messages.
-h, --help                     The absolute path to your PHP
                                interpreter.

Commands:
help                            Print this help message. Use --filter to limit command
                                list to one command file (e.g. --filter=nm)
```

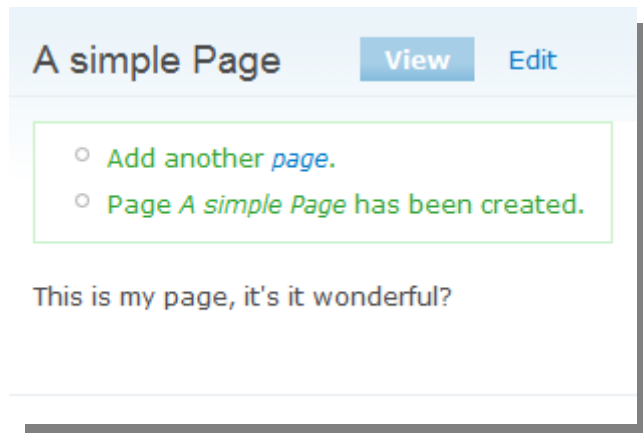



Módulos desconocidos

drupalcamp
spain 2010

Add another

Add Another displays a message after a user creates a node allowing them to make another node of the same type.



drupalcamp
spain 2010

Cache disable

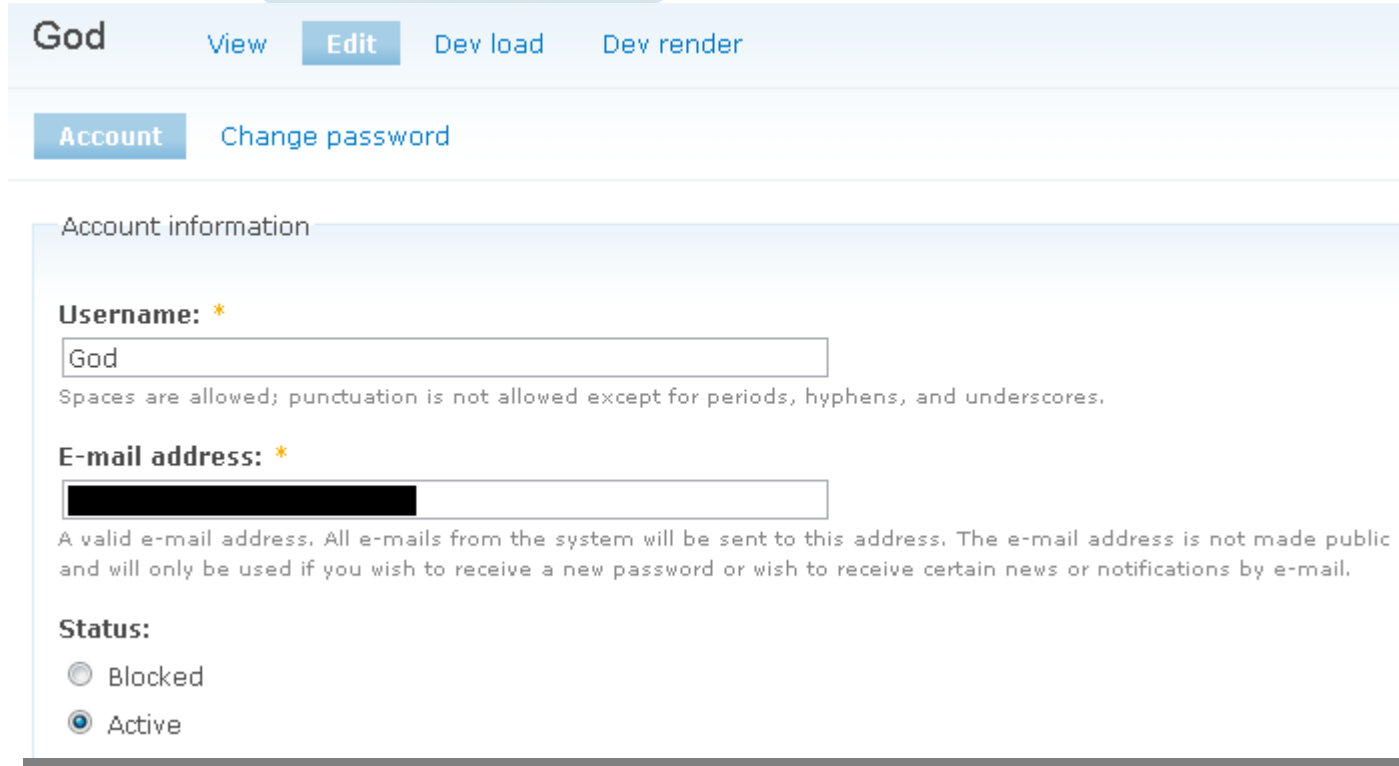
Small module that disables all caches while enabled.

<input checked="" type="checkbox"/>	Cache disable	6.x-1.0	Disables all caches
-------------------------------------	--------------------------	---------	---------------------

drupalcamp
spain 2010

Change password

It is very Simple module which moves "Change password" functionality to a new tab/page.



God View **Edit** Dev load Dev render

Account Change password

Account information

Username: *

God

Spaces are allowed; punctuation is not allowed except for periods, hyphens, and underscores.

E-mail address: *

[Redacted]

A valid e-mail address. All e-mails from the system will be sent to this address. The e-mail address is not made public and will only be used if you wish to receive a new password or wish to receive certain news or notifications by e-mail.

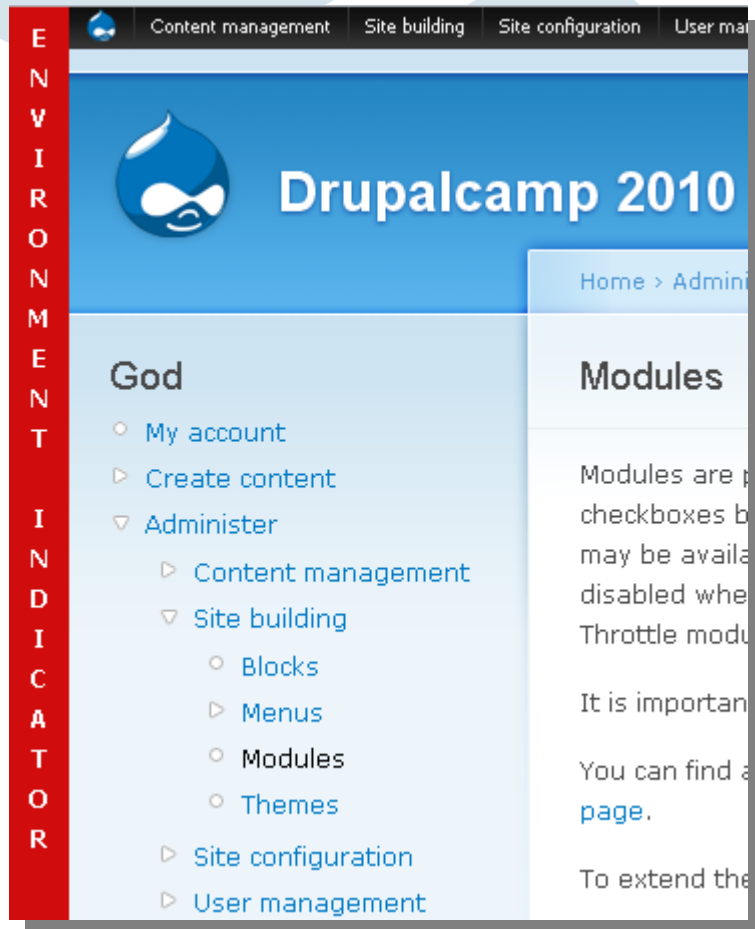
Status:

Blocked

Active

upalcamp
spain 2010

Environment indicator



The Environment Indicator adds a coloured strip to the side of the site informing you which environment you're currently in (Development, Staging, Production, etc).

drupalcamp
spain 2010

Fieldset helper

Saves the collapsed state of a Drupal collapsible fieldset.

Fieldset helper

Automatically excluded forms

The 'Fieldset helper' module automatically collects a list of any form, by id, that does not have any collapsible fieldsets. These forms are then ignored by this module's `hook_form_alter()` code, which insures that this module's code is only executed on forms with collapsible fieldsets. If a currently excluded form now has a collapsible fieldset you should clear the excluded forms list below.

—▶ [Automatically excluded forms by id](#)

Clear fieldset lookup ids

The 'Fieldset helper' module creates a lookup table for all the collapsible fieldset ids discovered on your website. Clearing this list will affect the saved collapsible fieldset states for any user who is currently logged in. This list should only need to be cleared if a larger number of forms and/or fieldsets on your website have been modified.

rupalcamp
spain 2010

Hint

Hint provides a simple API for adding JavaScript "hint" text to text fields and textareas.

Hint settings

Enabled hints

Hint module includes several default implementations, which can be enabled by selecting options below.

- Search form provided by theme
- Search block
- User login page
- User login block

drupalcamp
spain 2010

Killfile (beta) – sugerido por a_c_m

Provides soft-deletion/trash bin functionality for Drupal.

Killfile

The killfile is an index of deleted content hidden from users and pending a permanent purge.

Content settings

Log message on deletion:

- Hidden
- Optional
- Required

Whether to request a rationale from the user prior to allowing them to delete content. If enabled, the provided rationale will be recorded in the killfile and the node revision log.

Expiration settings

Purge killfiled content after:

<never> ▼

Select how long to retain killfiled content before it is permanently purged. Note that purging killfiled content that has expired happens via cron, so in order for this to work you must have correctly set up your cron runs.

Purge killfiled content now

drupalcamp
spain 2010

Mail logger

Logs all outgoing mail from your site.

Outgoing Mail log entries

Filter by Mailkey:

all mail types ▾

Filter

Mailkey ▲	To	From	Subject	Date Sent
-----------	----	------	---------	-----------

No log messages available.

drupalcamp
spain 2010

Module info

ModuleInfo places a list of the Pages, Blocks, and Content-types created by a module, in the description of each module on the page `admin/build/modules`.

Adds module-specific data to the `admin/build/modules` page, telling the user about what pages, blocks, and content-types are created by a module.

<input checked="" type="checkbox"/>	ModuleInfo	6.x-1.2
-------------------------------------	-------------------	---------

▼ [ModuleInfo](#)

Help

- You can find help for this module on the page [moduleinfo help](#)

Configuration

- [Moduleinfo](#)

rupal camp
spain 2010

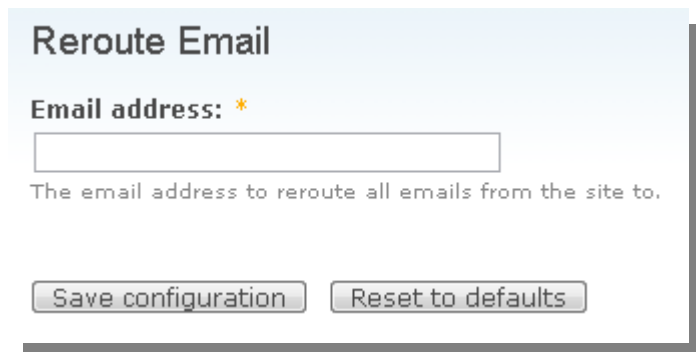
Node limit number

Limita el número de nodos que pueden ser creados en función de diversas reglas.

drupalcamp
spain 2010

Reroute email

This module intercepts all outgoing emails from a Drupal site and reroutes them to a predefined configurable email address.



The screenshot shows a configuration form titled "Reroute Email". It features a label "Email address: *" followed by a text input field. Below the input field is a descriptive text: "The email address to reroute all emails from the site to." At the bottom of the form, there are two buttons: "Save configuration" and "Reset to defaults".

drupalcamp
spain 2010

Session limit

Session Limit allows administrators to limit the number of simultaneous sessions per user.

*Dependencias:
Trigger (core)*

Session limit **Defaults** Role limits

Default maximum number of active sessions:

The maximum number of active sessions a user can have. 0 implies unlimited sessions.

Automatically drop the oldest sessions without prompting.

Ignore masqueraded sessions.
When a user administrator uses the masquerade module to impersonate a different user, it won't count against the session limit counter

My sessions

Select a session to disconnect.:

Host: 127.0.0.1 (idle: 7 min 27 sec) **Your current session.**

Disconnect session

drupalcamp
spain 2010

Tab tamer – sugerido por trigop

Tab Tamer is an administration utility that provides easy re-ordering, hiding, and deactivation of tabs and subtabs.

Tab Tamer [Edit tabs](#) [Settings](#)

Tabs are grouped by their parent path. Many paths use a wildcard ("%") as a placeholder to allow for dynamic paths, such as "user/1/edit" or "node/3/revisions", which are represented here as "user/%/edit" and "node/%/revisions".

From this screen, you can change the order that the tabs will be displayed, hide them or disable them. Hiding a tab allows for the URL to still function, whereas disabling a tab will remove the URL from the menu system altogether.

- ▷ node/%
- ▷ user
- ▷ user/%
- ▽ user/%/edit
 - Account
 - Change password

Title	Path	Options
Account	user/%/edit/account	<input checked="" type="radio"/> Enabled <input type="radio"/> Hidden <input type="radio"/> Disabled
Change password	user/%/edit/chgpwd	<input checked="" type="radio"/> Enabled <input type="radio"/> Hidden <input type="radio"/> Disabled

drupalcamp
spain 2010

W3C validator

This module provides a Drupal interface to use the W3C Markup Validator. It also provides a module that validates all the pages on your site and stores the results for later review.

W3C Validator

Validation method:

- W3C Markup Validator
- Tidy library

W3C Markup validator settings

This module uses the official W3c Validator scripts. You must install the official w3c validator on your own server and provide the url here or you could use the official w3c validator.

For instructions on how to install an instance of the w3c validator scripts you have instructions at <http://validator.w3.org/docs/install.html>.

Debian based distributions comes with a package called w3c_markup_validator which provides a ready to use install of the validator.

Using the official w3v validator endpoint url for high volume of validations could be considered abuse of service.

W3C Validator API endpoint URI:

URI of the validator script where API call will be targeted. You could use <http://validator.w3.org/check> although its not recommended.

Tidy Library settings

drupalcamp
spain 2010



Extra newbies

drupalcamp
spain 2010

Extra newbies



DO: drupal.org

GDO: groups.drupal.org

DOE: drupal.org.es (Drupal hispano)

www.drupalmodules.com → ¡Cuidado con las últimas versiones!

api.drupal.org

drupal.org/handbooks

drupalcamp
spain 2010



Módulos conocidos*

drupalcamp
spain 2010

Módulos conocidos*



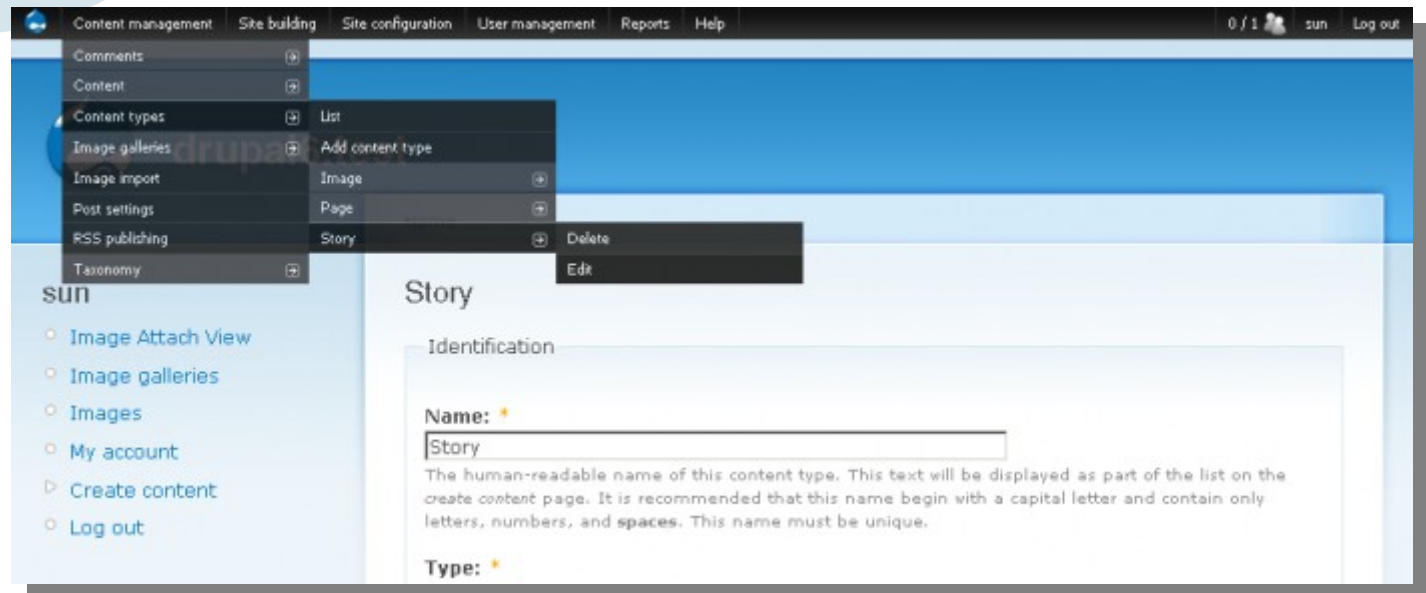
Debido a que la inmensa mayoría de los asistentes eran principiantes con Drupal, decidí incluir algunos módulos que resultan imprescindibles, aún sin ser desconocidos, estando en el grupo del 90% de uso de extensiones.

drupalcamp
spain 2010

Administration menu



Administration menu module provides a theme-independent administration interface (aka. Navigation, back-end) for Drupal.



drupalcamp
spain 2010

Automated logout



Adds automated timed logout.

Automated logout

Automated Logout settings

Enable module

Uncheck this and save settings to disable Automated Logout

Timeout value in seconds:

The length of inactivity time, in seconds, before Automated Logout. Must be 60 seconds or greater.

Enable watchdog Automated Logout logging

Enable logging of automatically logged out users

Block title:

The title of the block

authenticated user:

Policy description

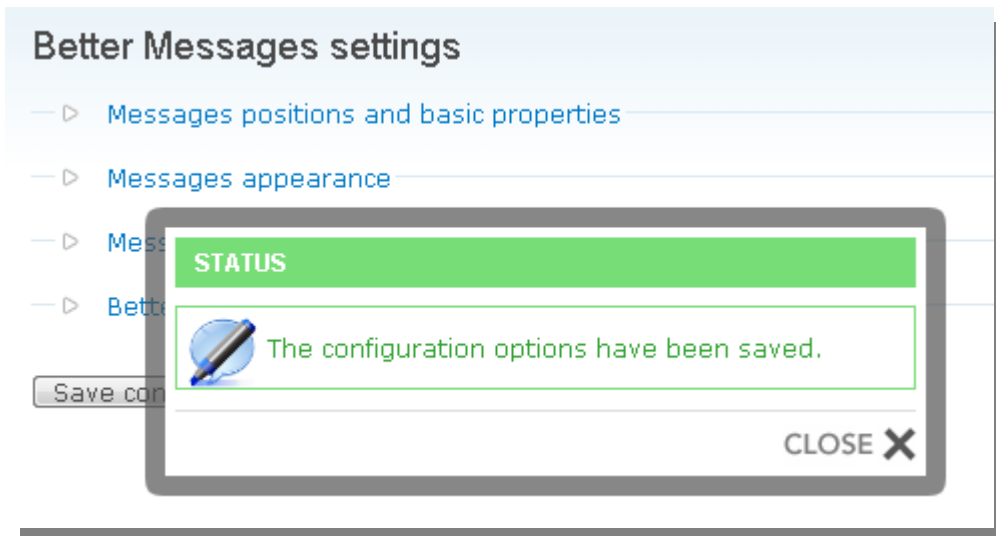
- Enforce : all users in this role will be auto-logged out
- Exclude : all users in this role are excluded from auto-logout functionality
- By user : all users in this role can select to switch off this functionality

drupalcamp
spain 2010

Better messages



This module adds simple functions to make Drupal messages look and act better.



drupalcamp
spain 2010

Email registration



Allow users to register using only an email address, ie. without username. The user, once registered then may log-in using their email address and password for authentication.

User account [Create new account](#) [Log in](#) [Request new password](#)

E-mail: *

A valid e-mail address. All e-mails from the system will be sent to this address. The e-mail address is not made public and will only be used if you wish to receive a new password or wish to receive certain news or notifications by e-mail.

drupalcamp
spain 2010

Masquerade



The masquerade module is designed as a tool for site designers and site administrators. It allows a user with the right permissions to switch users.

Masquerade

Only the users with **masquerade as admin** permission, will be able to masquerade as the users who belong to the roles selected below. User #1 is automatically considered an administrator, regardless of roles.

[\[more help...\]](#)

Roles that are considered "administrators" for masquerading:

- anonymous user
- authenticated user

Menu Quick Switch user:

Enter the username of an account you wish to switch easily between via a menu item.

Masquerade Block Quick Switch users:

Enter the usernames, separated by commas, of accounts to show as quick switch links in the Masquerade block.

Masquerade

Enter the username to masquerade as.

palcamp
spain 2010

Maxlength (beta)



Maxlength allows you to set maximum lengths to the body and title fields of any content type.

drupalcamp
spain 2010

Override node options



The Override Node Options module allows permissions to be set to each field within the Authoring information and Publishing options field sets on the node form.

Override node options

Authoring information

Options for the Authoring information fieldset on the node form.

- Authoring information collapsible
- Authoring information collapsed by default

Publishing options

Options for the Publishing options fieldset on the node form.

- Publishing options collapsible
- Publishing options collapsed by default

override_node_options module

- override page authored by option
- override page authored on option
- override page promote to front page option
- override page published option
- override page revision option
- override page sticky option

drupalcamp
spain 2010

Protect critical users



This module protects critical users from being deleted in the many ways.

drupalcamp
spain 2010

Sospechosos habituales*



Los siguientes módulos son utilizados casi de forma automática en los desarrollos de Drupal.

Multiplican la potencia de Drupal hasta el infinito y más allá... pero hay que dominarlos.

drupalcamp
spain 2010

Sospechosos habituales*



CCK + Content Taxonomy

Image API + Filefield + Image cache

Devel

Drush (<http://developmentseed.org/blog/2009/jun/19/drush-more-beer-less-effort>)

Pathauto

Transliteration

Token

Views

drupalcamp
spain 2010



metadrop
be water

www.metadrop.net

hi@metadrop.net

668 830 032

Madrid (Spain)

drupalcamp
spain 2010